

National Institute on Drug Abuse (NIDA) **South Dakota Opioid Summary**

Last Updated May 2019

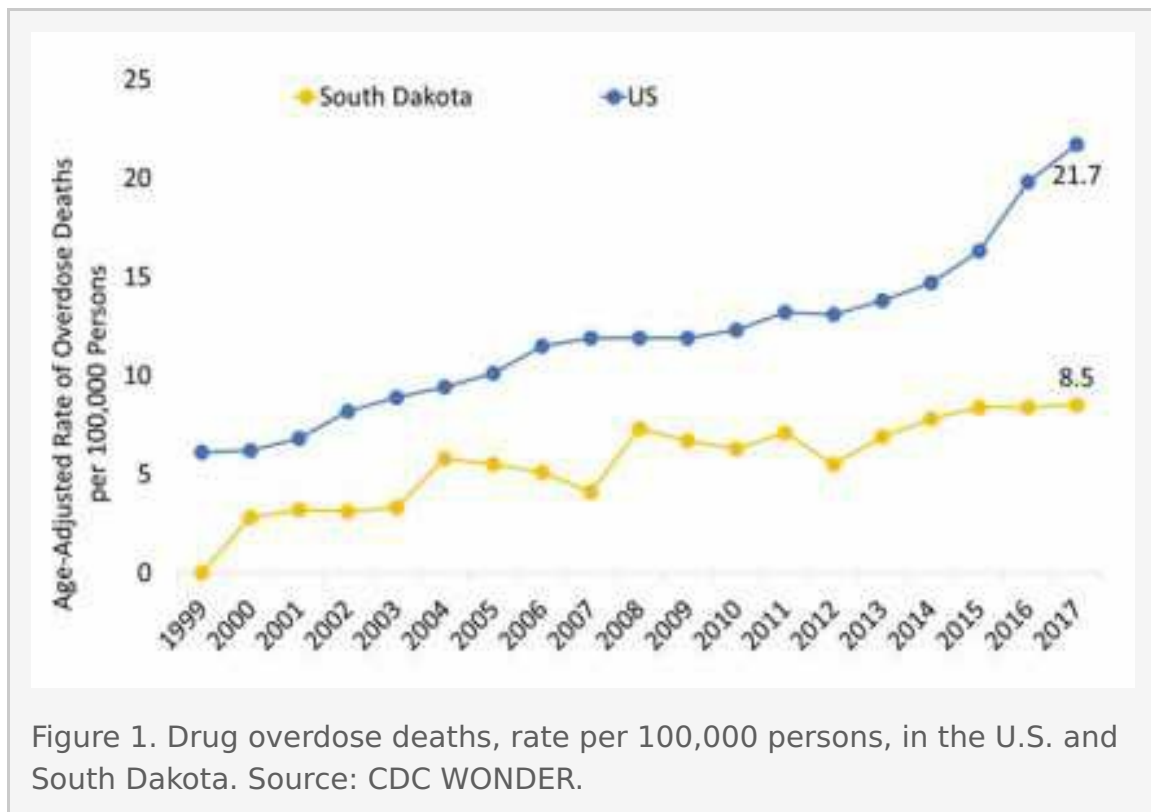
<https://www.drugabuse.gov>

South Dakota Opioid Summary

Drug Overdose Deaths

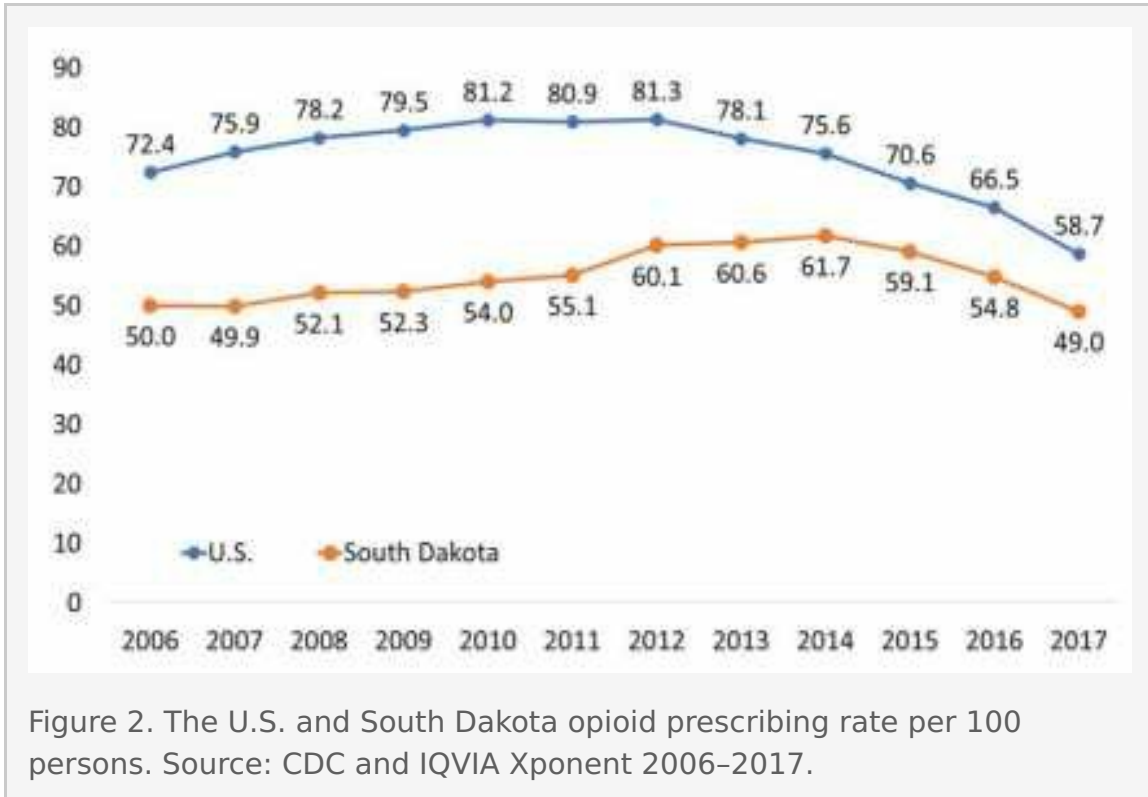
In 2017, there were more than 70,200 drug overdose deaths in the U.S.—an age-adjusted rate of 21.7 per 100,000 persons. Among these, 47,600 involved opioids. The sharpest increase occurred among deaths involving fentanyl and fentanyl analogs (other synthetic narcotics) with more than 28,400 overdose deaths in 2017.

The age-adjusted rate of drug overdose deaths increased significantly in South Dakota from 2013 (6.9 per 100,000) to 2017 (8.5 per 100,000). While the majority of drug overdose deaths in 2017 involved an opioid, overdose deaths involving opioids are not included for the state because the data reported did not meet inclusion criteria (see [Scholl L, et al. MMWR Morbidity and Mortality Weekly Report 2019;67:1419-1427](#))



Opioid Pain Reliever Prescriptions

In 2017, South Dakota providers wrote 49.0 opioid prescriptions for every 100 persons (Figure 2) compared to the average U.S. rate of 58.7 prescriptions ([CDC](#)).

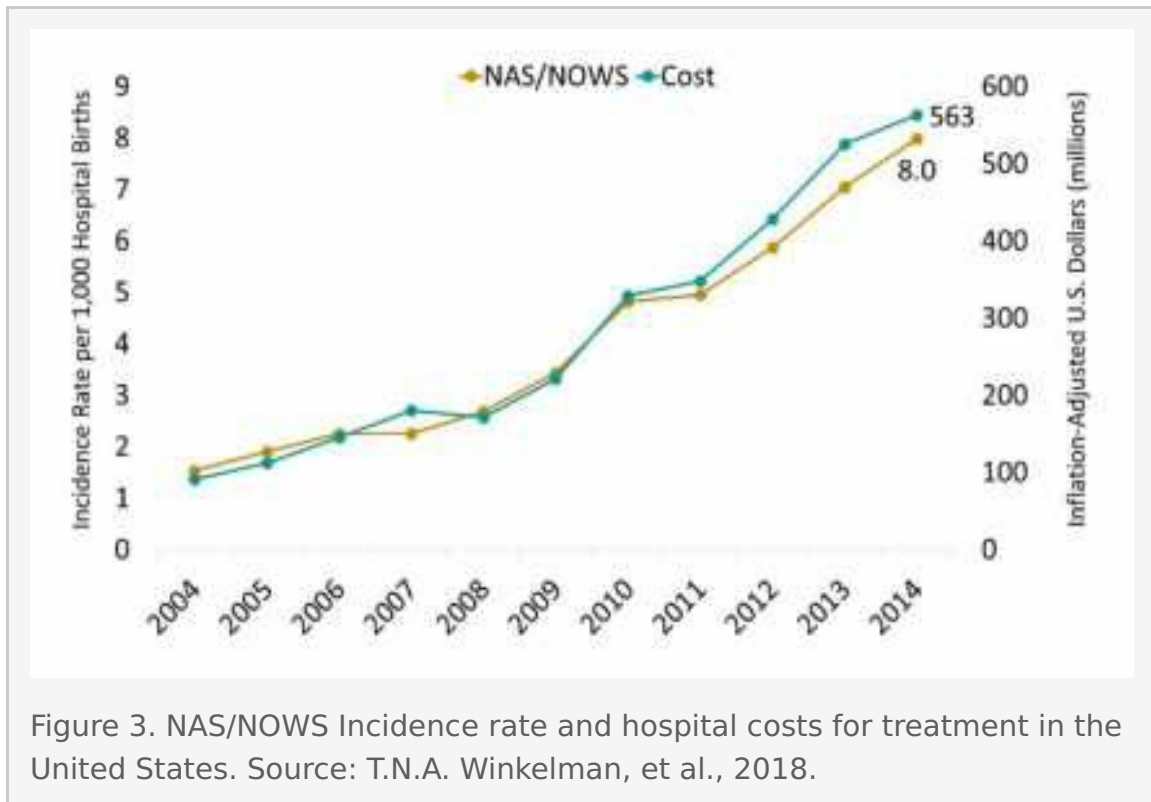


Neonatal Abstinence Syndrome (NAS)

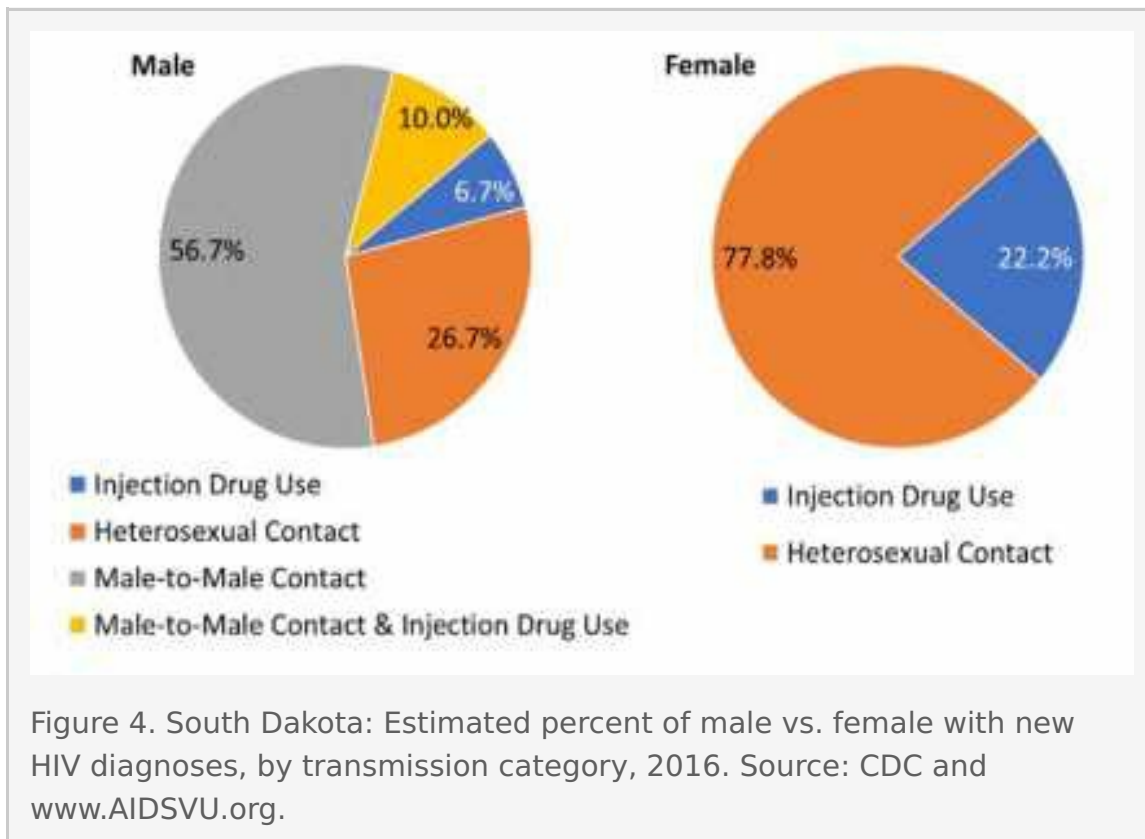
NAS or neonatal opioid withdrawal syndrome (NOWS) may occur when a pregnant woman uses drugs such as opioids during pregnancy. A recent national study revealed a fivefold increase in the incidence of NAS/NOWS between 2004 and 2014, from 1.5 cases per 1,000 hospital births to 8.0 cases per 1,000 hospital births. This is the equivalent of one baby born with symptoms of NAS/NOWS every 15 minutes in the United States. During the same period, hospital costs for NAS/NOWS births increased from \$91 million to \$563 million, after adjusting for inflation (Figure 3).

To date, there is no standard in NAS/NOWS provider and hospital

coding practices ([CDC](#)). As a result, there is variability in trends and in the rates reported by states. In South Dakota, there were 146 cases of NAS/NOWS from 2009-2013, with 1 in 4 cases involving opioids (South Dakota Department of Health).



HIV Prevalence and HIV Diagnoses Attributed to Injection Drug Use (IDU)



- U.S. Incidence:** In 2016, 9 percent (3,480) of the 39,589 new diagnoses of HIV in the United States were attributed to IDU. Among males, 6.3 percent (2,530) of new cases were transmitted via IDU or male-to-male contact and IDU. Among females, 2.3 percent (950) were transmitted via IDU ([CDC](http://www.CDC.gov)).
- U.S. Prevalence:** In 2016, 991,447 Americans were living with a diagnosed HIV infection—a rate of 306.6 cases per 100,000 persons. Among males, 19.9 percent (150,4661) contracted HIV from IDU or male-to-male contact and IDU while 21 percent (50,154) of females were living with HIV attributed to IDU ([CDC](http://www.CDC.gov)).
- State Incidence:** Of the new HIV cases in 2016, 39 occurred in South Dakota. Among males, 16.7 percent of new HIV cases were attributed to IDU or male-to-male contact and IDU. Among females, 22.2 percent of new HIV cases were attributed to IDU (Figure 4) ([AIDSVU](http://www.AIDSVU.org)).
- State Prevalence:** In 2015, an estimated 514 persons were living with a diagnosed HIV infection in South Dakota—a rate of 73 cases per 100,000 persons. Of those, 20.7 percent of male cases were

attributed to IDU or male-to-male contact and IDU. Among females, 21.7 percent were living with HIV attributed to IDU ([AIDSVu](#)).

Hepatitis C (HCV) Prevalence and HCV Diagnoses Attributed to Injection Drug Use¹

- **U.S. Incidence:** In 2016, there were an estimated 41,200 new cases of acute HCV² ([CDC](#)). Among case reports that contain information about IDU, 68.6 percent indicated use of injection drugs ([CDC](#)).
- **U.S. Prevalence:** An estimated 2.4 million Americans are living with HCV based on 2013-2016 annual averages ([CDC](#)).
- **State Incidence:** There were approximately 20 new cases of acute HCV (2.3 per 100,000 persons) reported in South Dakota in 2016 ([CDC](#)).
- **State Prevalence:** In South Dakota, there are an estimated 3,800 persons living with Hepatitis C (2013-2016 annual average), a rate of 590 cases per 100,000 persons ([HepVu](#)).

Additional Resources

- South Dakota Department of Health, [Prescription Opioid Abuse Prevention Initiative](#)
- Centers for Disease Control and Prevention, [Opioid Overdose](#)



NIH RePORTER

FY2018 NIH-funded projects related to opioid use and use disorder in South Dakota: 0

[Find treatment in South Dakota \(SAMHSA\)](#)

Notes

1. Not all states collect or report data on the incidence or prevalence of Hepatitis C or on how Hepatitis C is transmitted. When available, the data will be included.
2. Actual acute cases are estimated to be 13.9 times the number of reported cases in any year.