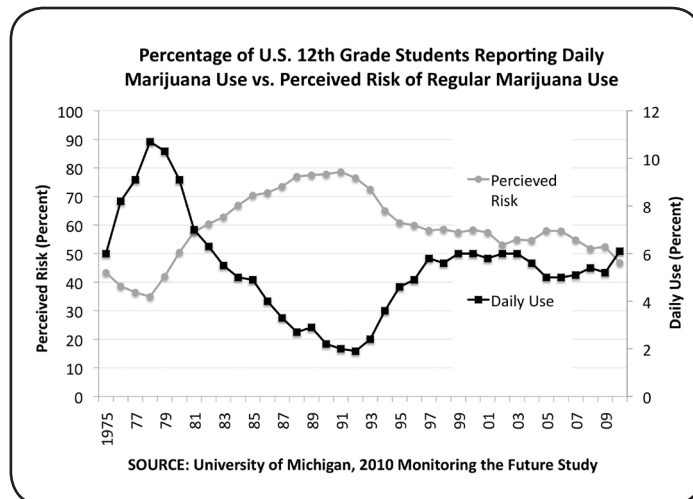


High School and Youth Trends

Since 1975 the Monitoring the Future (MTF) survey has measured drug, alcohol, and cigarette use and related attitudes among adolescent students nationwide. Survey participants report their drug use behaviors across three time periods: lifetime, past year, and past month; for some drugs, daily use is also reported.¹ Initially, the survey included 12th-graders only, but in 1991 it was expanded to include 8th- and 10th-graders. The MTF survey is funded by NIDA and is conducted by the University of Michigan's Institute for Social Research. The 36th annual study was conducted during 2010.²

This year's Monitoring the Future survey raises concerns about increases in drug use among our Nation's teens, particularly the youngest.

- **Daily Marijuana** use increased among 8th, 10th, and 12th graders from 2009 to 2010. Among 12th graders it was at its highest point since the early 1980s, at 6.1 percent. This year, perceived risk of regular marijuana use also declined among 10th and 12th graders, suggesting future trends in use may continue upward.

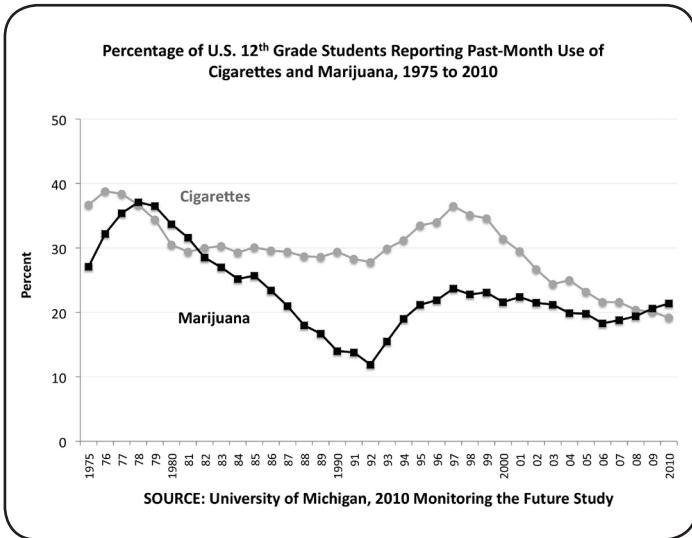


- In addition, most measures of marijuana use increased among 8th graders between 2009 and 2010 (past year, past month, and daily), paralleling softening attitudes for the last 2 years about the risk of using marijuana.
- Marijuana use is now ahead of cigarette smoking on some measures (due to decreases in smoking and recent increases in marijuana use). In 2010, 21.4 percent of high school seniors used marijuana in the past 30 days, while 19.2 percent smoked cigarettes.

NIDA INFOFACTS

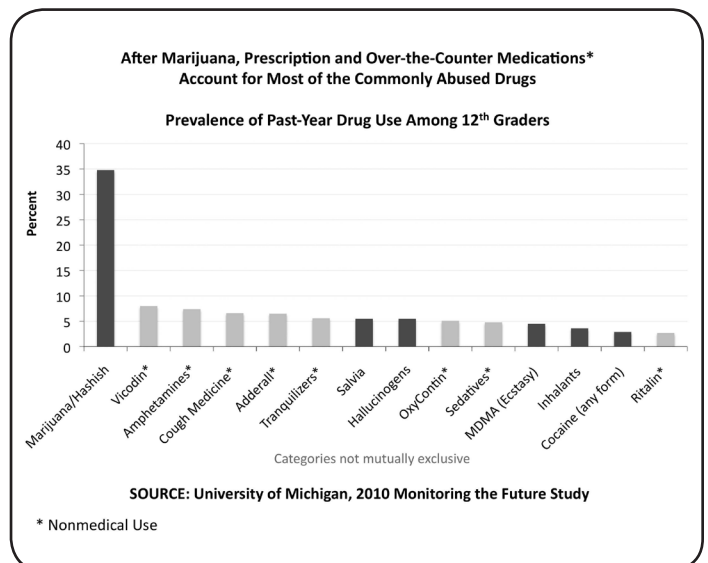
www.drugabuse.gov

National Institute on Drug Abuse • National Institutes of Health • U.S. Department of Health & Human Services



- Steady declines in **cigarette smoking** appear to have stalled in all three grades after several years of improvement on most measures.
- **After marijuana, prescription and over-the-counter medications** account for most of the top drugs abused by 12th graders in the past year. Among 12th graders, past-year nonmedical use of Vicodin decreased from 9.7 to 8 percent. However, past-year nonmedical use of OxyContin remained unchanged across the three grades and has increased in 10th graders over the past 5 years. Moreover, past-year nonmedical use of Adderall and over-the-counter cough and cold medicines among 12th graders remains high at 6.5 and 6.6 percent, respectively.

- After several years of decline, current and past-year use of **ecstasy** has risen among 8th and 10th graders. From 2009 to 2010, lifetime use of ecstasy among 8th graders increased from 2.2 to 3.3 percent, past-year use from 1.3 to 2.4 percent, and current use from 0.6 to 1.1 percent. This follows declines in perceived risk associated with MDMA use seen over the past several years.
- Alcohol use has continued to decline among high school seniors, with past-month use falling from 43.5 to 41.2 percent and alcohol binge drinking (defined as 5 or more drinks in a row in the past 2 weeks) declining from 25.2 to 23.2 percent. Declines were also observed for all measures among 12th graders reporting the use of flavored alcoholic beverages. Past-year use fell from 53.4 to 47.9 percent.



Monitoring the Future Study: Trends in Prevalence of Various Drugs for 8th Graders, 10th Graders, and 12th Graders, 2007–2010 (In percent)*

| | 8th Graders | | | | 10th Graders | | | | 12th Graders | | | |
|-----------------------------|-------------|------|--------|-----------------|--------------|--------|-------|----------------|--------------|-------|-------|-----------------|
| | 2007 | 2008 | 2009 | 2010 | 2007 | 2008 | 2009 | 2010 | 2007 | 2008 | 2009 | 2010 |
| Any Illicit Drug Use | | | | | | | | | | | | |
| Lifetime | 19.0 | 19.6 | 19.9 | 21.4 | 35.6 | 34.1 | 36.0 | 37.0 | 46.8 | 47.4 | 46.7 | 48.2 |
| Past Year | 13.2 | 14.1 | 14.5 | [16.0] | 28.1 | 26.9 | 29.4 | 30.2 | 35.9 | 36.6 | 36.5 | 38.3 |
| Past Month | 7.4 | 7.6 | 8.1 | [9.5] | 16.9 | 15.8 | 17.8 | 18.5 | 21.9 | 22.3 | 23.3 | 23.8 |
| Marijuana/Hashish | | | | | | | | | | | | |
| Lifetime | 14.2 | 14.6 | 15.7 | 17.3 | 31.0 | 29.9 | 32.3 | 33.4 | 41.8 | 42.6 | 42.0 | 43.8 |
| Past Year | 10.3 | 10.9 | 11.8 | [13.7] | 24.6 | 23.9 | 26.7 | 27.5 | 31.7 | 32.4 | 32.8 | 34.8 |
| Past Month | 5.7 | 5.8 | 6.5 | [8.0] | 14.2 | 13.8 | 15.9 | 16.7 | 18.8 | 19.4 | 20.6 | 21.4 |
| Daily | 0.8 | 0.9 | 1.0 | [1.2] | 2.8 | 2.7 | 2.8 | [3.3] | 5.1 | 5.4 | 5.2 | [6.1] |
| Inhalants | | | | | | | | | | | | |
| Lifetime | 15.6 | 15.7 | 14.9 | 14.5 | 13.6 | 12.8 | 12.3 | 12.0 | 10.5 | 9.9 | 9.5 | 9.0 |
| Past Year | 8.3 | 8.9 | 8.1 | 8.1 | 6.6 | 5.9 | 6.1 | 5.7 | 3.7 | 3.8 | 3.4 | 3.6 |
| Past Month | 3.9 | 4.1 | 3.8 | 3.6 | 2.5 | 2.1 | [2.2] | 2.0 | 1.2 | 1.4 | 1.2 | 1.4 |
| Hallucinogens | | | | | | | | | | | | |
| Lifetime | 3.1 | 3.3 | 3.0 | 3.4 | 6.4 | 5.5 | 6.1 | 6.1 | 8.4 | 8.7 | 7.4 | 8.6 |
| Past Year | 1.9 | 2.1 | 1.9 | 2.2 | 4.4 | 3.9 | 4.1 | 4.2 | 5.4 | 5.9 | [4.7] | 5.5 |
| Past Month | 1.0 | 0.9 | 0.9 | 1.0 | 1.7 | 1.3 | 1.4 | 1.6 | 1.7 | [2.2] | [1.6] | 1.9 |
| LSD | | | | | | | | | | | | |
| Lifetime | 1.6 | 1.9 | 1.7 | 1.8 | 3.0 | 2.6 | 3.0 | 3.0 | 3.4 | 4.0 | 3.1 | 4.0 |
| Past Year | 1.1 | 1.3 | 1.1 | 1.2 | 1.9 | 1.8 | 1.9 | 1.9 | 2.1 | 2.7 | [1.9] | [2.6] |
| Past Month | 0.5 | 0.5 | 0.5 | 0.6 | 0.7 | 0.7 | 0.5 | 0.7 | 0.6 | [1.1] | [0.5] | [0.8] |
| Cocaine | | | | | | | | | | | | |
| Lifetime | 3.1 | 3.0 | 2.6 | 2.6 | 5.3 | 4.5 | 4.6 | 3.7 | 7.8 | 7.2 | [6.0] | 5.5 |
| Past Year | 2.0 | 1.8 | 1.6 | 1.6 | 3.4 | 3.0 | 2.7 | 2.2 | 5.2 | 4.4 | [3.4] | 2.9 |
| Past Month | 0.9 | 0.8 | 0.8 | 0.6 | 1.3 | 1.2 | [0.9] | 0.9 | 2.0 | 1.9 | [1.3] | 1.3 |
| Crack Cocaine | | | | | | | | | | | | |
| Lifetime | 2.1 | 2.0 | 1.7 | 1.5 | 2.3 | 2.0 | 2.1 | 1.8 | 3.2 | 2.8 | 2.4 | 2.4 |
| Past Year | 1.3 | 1.1 | 1.1 | 1.0 | 1.3 | 1.3 | 1.2 | 1.0 | 1.9 | [1.6] | 1.3 | 1.4 |
| Past Month | 0.6 | 0.5 | 0.5 | 0.4 | 0.5 | 0.5 | 0.4 | 0.5 | 0.9 | 0.8 | 0.6 | 0.7 |
| Heroin | | | | | | | | | | | | |
| Lifetime | 1.3 | 1.4 | 1.3 | 1.3 | 1.5 | [1.2] | [1.5] | 1.3 | 1.5 | 1.3 | 1.2 | 1.6 |
| Past Year | 0.8 | 0.9 | 0.7 | 0.8 | 0.8 | 0.8 | 0.9 | 0.8 | 0.9 | 0.7 | 0.7 | 0.9 |
| Past Month | 0.4 | 0.4 | 0.4 | 0.4 | 0.4 | 0.4 | 0.4 | 0.4 | 0.4 | 0.4 | 0.4 | 0.4 |
| Tranquilizers | | | | | | | | | | | | |
| Lifetime | 3.9 | 3.9 | 3.9 | 4.4 | 7.4 | 6.8 | 7.0 | 7.3 | 9.5 | 8.9 | 9.3 | 8.5 |
| Past Year | 2.4 | 2.4 | 2.6 | 2.8 | 5.3 | 4.6 | 5.0 | 5.1 | 6.2 | 6.2 | 6.3 | 5.6 |
| Past Month | 1.1 | 1.2 | 1.2 | 1.2 | 2.6 | [1.9] | 2.0 | 2.2 | 2.6 | 2.6 | 2.7 | 2.5 |
| Alcohol | | | | | | | | | | | | |
| Lifetime | 38.9 | 38.9 | [36.6] | 35.8 | 61.7 | [58.3] | 59.1 | 58.2 | 72.2 | 71.9 | 72.3 | 71.0 |
| Past Year | 31.8 | 32.1 | 30.3 | 29.3 | 56.3 | [52.5] | 52.8 | 52.1 | 66.4 | 65.5 | 66.2 | 65.2 |
| Past Month | 15.9 | 15.9 | 14.9 | 13.8 | 33.4 | [28.8] | 30.4 | 28.9 | 44.4 | 43.1 | 43.5 | [41.2] |
| Daily | 0.6 | 0.7 | [0.5] | 0.5 | 1.4 | [1.0] | 1.1 | 1.1 | 3.1 | 2.8 | 2.5 | 2.7 |

NIDA INFOFACTS

www.drugabuse.gov

National Institute on Drug Abuse • National Institutes of Health • U.S. Department of Health & Human Services

(Cont'd)

| | 8th Graders | | | | 10th Graders | | | | 12th Graders | | | |
|---|-------------|------|-------|--------------|--------------|--------|--------|--------------|--------------|------|------|--------------|
| | 2007 | 2008 | 2009 | 2010 | 2007 | 2008 | 2009 | 2010 | 2007 | 2008 | 2009 | 2010 |
| Cigarettes (any use) | | | | | | | | | | | | |
| Lifetime | 22.1 | 20.5 | 20.1 | 20.0 | 34.6 | [31.7] | 32.7 | 33.0 | 46.2 | 44.7 | 43.6 | 42.2 |
| Past Month | 7.1 | 6.8 | 6.5 | 7.1 | 14.0 | [12.3] | 13.1 | 13.6 | 21.6 | 20.4 | 20.1 | 19.2 |
| Daily | 3.0 | 3.1 | 2.7 | 2.9 | 7.2 | [5.9] | 6.3 | 6.6 | 12.3 | 11.4 | 11.2 | 10.7 |
| 1/2 pack+/day | 1.1 | 1.2 | 1.0 | 0.9 | 2.7 | [2.0] | 2.4 | 2.4 | 5.7 | 5.4 | 5.0 | 4.7 |
| Smokeless Tobacco | | | | | | | | | | | | |
| Lifetime | 9.1 | 9.8 | 9.6 | 9.9 | 15.1 | [12.2] | [15.2] | 16.8 | 15.1 | 15.6 | 16.3 | 17.6 |
| Past Month | 3.2 | 3.5 | 3.7 | 4.1 | 6.1 | 5.0 | [6.5] | 7.5 | 6.6 | 6.5 | 8.4 | 8.5 |
| Daily | 0.8 | 0.8 | 0.8 | 0.9 | 1.6 | 1.4 | [1.9] | 2.5 | 2.8 | 2.7 | 2.9 | 3.1 |
| Steroids | | | | | | | | | | | | |
| Lifetime | 1.5 | 1.4 | 1.3 | 1.1 | 1.8 | 1.4 | 1.3 | 1.6 | 2.2 | 2.2 | 2.2 | 2.0 |
| Past Year | 0.8 | 0.9 | 0.8 | [0.5] | 1.1 | 0.9 | 0.8 | 1.0 | 1.4 | 1.5 | 1.5 | 1.5 |
| Past Month | 0.4 | 0.5 | 0.4 | 0.3 | 0.5 | 0.5 | 0.5 | 0.5 | 1.0 | 1.0 | 1.0 | 1.1 |
| MDMA | | | | | | | | | | | | |
| Lifetime | 2.3 | 2.4 | 2.2 | [3.3] | 5.2 | 4.3 | 5.5 | 6.4 | 6.5 | 6.2 | 6.5 | 7.3 |
| Past Year | 1.5 | 1.7 | 1.3 | [2.4] | 3.5 | 2.9 | 3.7 | [4.7] | 4.5 | 4.3 | 4.3 | 4.5 |
| Past Month | 0.6 | 0.8 | 0.6 | [1.1] | 1.2 | 1.1 | 1.3 | [1.9] | 1.6 | 1.8 | 1.8 | 1.4 |
| Methamphetamine | | | | | | | | | | | | |
| Lifetime | 1.8 | 2.3 | [1.6] | 1.8 | 2.8 | 2.4 | 2.8 | 2.5 | 3.0 | 2.8 | 2.4 | 2.3 |
| Past Year | 1.1 | 1.2 | 1.0 | 1.2 | 1.6 | 1.5 | 1.6 | 1.6 | 1.7 | 1.2 | 1.2 | 1.0 |
| Past Month | 0.6 | 0.7 | 0.5 | 0.7 | 0.4 | [0.7] | 0.6 | 0.7 | 0.6 | 0.6 | 0.5 | 0.5 |
| Vicodin | | | | | | | | | | | | |
| Past Year | 2.7 | 2.9 | 2.5 | 2.7 | 7.2 | 6.7 | 8.1 | 7.7 | 9.6 | 9.7 | 9.7 | [8.0] |
| OxyContin | | | | | | | | | | | | |
| Past Year | 1.8 | 2.1 | 2.0 | 2.1 | 3.9 | 3.6 | 5.1 | 4.6 | 5.2 | 4.7 | 4.9 | 5.1 |
| Cough Medicine (nonprescription) | | | | | | | | | | | | |
| Past Year | 4.0 | 3.6 | 3.8 | 3.2 | 5.4 | 5.3 | 6.0 | 5.1 | 5.8 | 5.5 | 5.9 | 6.6 |

* Data in brackets indicate a statistically significant change from the previous year.

Notes

¹ "Lifetime" refers to use at least once during a respondent's lifetime. "Past year" refers to use at least once during the year preceding an individual's response to the survey. "Past month" refers to use at least once during the 30 days preceding an individual's response to the survey. "Daily" refers to an individual's drug use 20 or more times in the 30 days prior to the survey, except for cigarettes, where the definition is one or more cigarettes per day in the 30 days prior to the survey.

² For the 2010 MTF, 46,482 students in a nationally representative sample of 396 public and private schools were surveyed about lifetime, past-year, past-month, and daily use of drugs, alcohol, and cigarettes and smokeless tobacco. The latest data are on line at www.drugabuse.gov.

NIDA NATIONAL INSTITUTE
ON DRUG ABUSE

National Institutes of Health – U.S. Department of Health and Human Services

This material may be used or reproduced without permission from NIDA. Citation of the source is appreciated.